
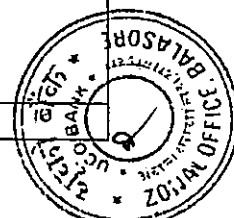


APPROVED MAKE OF MATERIALS

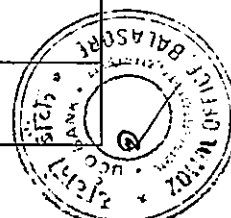
1	Switch fuse units (HRC) (32A TPN & above)	GE power / SIEMENS / L&T / Schneider
2	Timer (TSQ 100)	L & T
3	Voltmeter & Ammeter	A. E. / IMP
4	Voltmeter & Ammeter selector switches	KAYCEE / L & T
5	Phase indicating lamp	Vaishno / SIEMENS / ROSS controls
6	Capacitor	CROMPTON/SIEMENS
7	HRC fuses	GE power / SIEMENS / L & T / SCHNEIDER
8	Power Cable : XLPE	GLOSTER/POLYCAB/HAVELLS / NICCO
9	HRC fuse base & carriers.	GE power / SIEMENS / L & T / SCHNEIDER
10	1.1 KV grade PVC insulated armouredaluminium cable (ISI marked)	UNIVERSAL / GLOSTER / NATIONAL / NICCO
11	1.1KV / 600V grade PVC insulated & sheathed / insulated copper wire & flexible cords (ISI marked).	FINOLEX/ HAVELLS
12	RCCB / ELCB / MCCB	LEGRAND/ SIEMENS / L&T / HAVELLE'S
13	Switch fuse with rewirable fuses. (6A & 32A TPN)	HAVELL'S / STANDARD
14	Isolator	HAVELL'S / STANDARD
15	Changeover switch (on load type)	KENBAR / HAVELL'S / ELCON / HPL /CONTROL &
16	MCB distribution board	LEGRAND/ SIEMENS / HAVELLE'S
17	Distribution fuse board with rewirable fuses	HAVELL'S / BPC / BOSMA
18	Miniature circuit breaker / MCB type isolator	LEGRAND / SIEMENS / HAVELLE'S
19	6/16 Amp modular type switch / flushed type plug socket	ANCHOR (Roma) / CRABTREE / MK
20	6/16 Amp modular switch / socket, module plate & mounting M.S. / PVC box.	ANCHOR (Roma) / CRABTREE / MK
21	16/25 Amp., 2 module electronic regulator	CPL (Genius) / ANCHOR (Roma) / CRABTREE
22	Ceiling rose	KAY / EPP / ANCHOR / JJ
23	Holder	KAY / EPP / ANCHOR / JJ
24	Alarm bell	KHERAJ / GETCO
25	Black enamelled Steel conduits (conforming to IS in all respects)	BEC / SUPREME / AKG
26	Compression type brass gland	DOWELLS / JOHNSON / COMET
27	Cable termination socket	DOWELL'S
28	Light fitting & lamps	PHILLIPS / HAVELLS / OSRAM
29	Ceiling / Wall Mounted Fan	CROMPTON / POLAR / KHAITAN / HAVELL'S
30	Exhaust fan	CROMPTON / POLAR / KHAITAN / HAVELL'S
31	Industrial type socket & top	HAVELL'S / CROMPTON / LEGRAND
32	Telephone wire	FINOLEX / RRR/NATIONAL
33	Starters	NORTH WEST / CABTREE
34	All other items not covered above	As per sample approved by Employer/Consultant



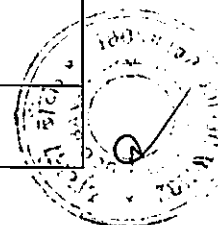
PROPOSED BAISINGA BRANCH & ATM FOR UCO BANK, UNDER BALASORE ZONAL OFFICE					
B O Q FOR ELECTRICAL WORKS					
SI No.	Description Of Item	Qty.	Unit	Rate (Rs.)	Amount (Rs.)
1	MAIN INCOMING SFU				
	S/I/T/Commissioning of 100 Amp. TPN Main Switch (HRC type SFU) at main incoming from CESC / SEB to be fixed on MS angle framework & 2 nos. cable end box including necessary interconnections	2	unit		
2	MAIN PANEL BOARD				
	S/I/T/Commissioning of Main Distribution Panel as per given below: - 440 Volts AC, 3 Phase, 50 Hz with 50 KA fault level for 1 second, Floor / Wall mounted, 7 tank cleaning process with duly powder coated with copper bus Bar. Incomer : 100 Amps 4P MCCB of 35 KA breaking capacity - 1 nos., 63 Amps 4P MCCB - 1 no. (interlocking for DG supply) with LED type phase indicating lamp, Digital voltmeter, Ammeter with selector switch with required CT unit, Danger Notice Board indicating sign (DANGER) in English, Hindi, Bengali. Outgoing : 63 Amps TPN MCB - 2 Nos., 40 Amps DP MCB - 4 Nos., 63 Amp TPN Changeover-1 No., 100 Amp TPN Bus bar Chamber-1 No.	1	unit		
3	UPS POWER DISTRIBUTION BOARD				
	UPS Power DB : Indoor type, 16 Way SPN DB, IP43 Metal Door having 32A DP MCB as incomer and SP MCBs as outgoing complete with suitable glands & sockets	3	unit		
4	UPS INPUT/ OUTPUT				
	63 Amps/40 Amps DP MCB in MS enclosure box	6	unit		
5	DISTRIBUTION BOARDS (All MCBs to be "C" series)				
a	Providing and fixing 4 way TPN double door DB for LIGHT POINTS&Power with incomer 1 no. 40 Amps DP MCB controlling 10 Nos. 6/10 Amp SPMCB Complete.	3	unit		
b	Providing and fixing 4 way TPN double door DB for A.C. POINTS with incomer 1 no. 63 Amps 10 KA TPN MCB controlling 12 no. 16/20 Amp SPMCB Complete.	3	unit		
c	MCB Changeover 32A in Metal Enclosure complete with suitable glands & sockets	2	Unit		
6	CABLES				
a	Providing and placing in position, testing and connecting 1.1 KV grade XLPE insulated PVC sheathed armoured Aluminium cable 3.5-C x 50 sq. mm. Alum, Arm, XLPE Cable (Main Power DB), conforming to IS 7098 with 2 Nos 10 swg GI ECC by GI bar and saddles on wall/floor pass. Cable to be from Supply to Main Panel Board.	80.00	R.M		
b	Providing and laying 1.1. KV grade 4 x 6.0 sq. mm. & 2 x	65.00	R.M		




	2.5 sq. mm. PVC coated copper conductors in PVC conduits from Main Panel to lighting & power DBs. Including all necessary terminals etc. complete. With Conceal Wiring				
c	Power point Wiring for A/C : Power point Wiring - Supply , fixing & laying Power point concealed with 1100V grade single core 2X6 Sq.mm +1X4Sq.mm Copper Conductor in 20 mm dia PVC conduit partly laid over false ceiling and partly concealed in brick wall/floor including making good damages . The rate should include supply and laying of all materials like PVC conduit Pipe inspection boxes etc. and any other materials to complete the wiring, making connection from DB and to power unit & testing, etc. (For A.C.& glow sign board wiring)	80.00	R.M		
d	Providing and fixing 1.1. KV grade 2 x 2.5 sq. mm. & 1 x 1.5 sq. mm. Copper conductor for UPS DB To Computers. The item includes all necessary accessories such as Saddles Cable glands etc. complete.	300.00	R.M		
e	Providing and placing in position, testing and connecting 1.1 KV grade XLPE insulated PVC sheathed armored Aluminum cable 3.5-C x 25 sq. mm. conforming to IS 7098 with 2 Nos 10 swg GI ECC by GI bar and saddles on Wall/floor pass. Cable to be from Generator to Main Panel Board.	20.00	R.M		
7	CABLE TERMINATION				
	Supplying, connecting the end terminations with copper cable lugs, Single Compression Brass Cable Glands, Tapping, Crimping etc. complete.				
a	3.5 core 50 Sq mm Al. Armoured	2.00	unit		
8	EARTHING				
a	Earthing installations as per I.E. rules by making earth stations with 600 mm x 600 mm x 3.15 mm. thick copper plate electrode to be installed such that its top edge shall Be at a minimum depth. of 3.0 meter below ground level after preparation of ground with charcoal and salt and connecting the MIP with 25 mm x 6 mm G.I. earth lead-instrip directly in ground by bolting and then brazing to the copper Plate complete with G.I. bolts of suitable length double nuts and washers including supply and fixing of 50 mm dia. partly perforated G.I. pipe with funnel for watering arrangement. 3.0 m. long with 300 x 300 mm. casting plate connection to be fitted with bitumen, the electrode to be driven under G. L. to an av. depth of 3.15 m. The earthing installation should be provided with 300 mm x 300 mm and 300 mm depth inside dimension masonry inspection pit with C.I. hinged cover having locking arrangements, test link of size 150 mm length x 25 mm x 6 mm copper flat connected to copper earth lead-in-strip and restoring the surfaces duly rammed.	2.00	unit		
b	Providing and fixing Pipe Earthing (IS - 3043) 3.0m. deep with 40 mm. dia. GI pipe With perforations filled with Alternate layers of Charcoal and salt. The item includes Funnel on top in brick masonry chamber with CI cover for Watering purpose complete.	2.00	unit		
c	Providing and fixing Earth Bus Bar of 25 mm. x 6 mm. x 300 mm. Complete with brass nut, bolt, washer & bus insulator.	2.00	unit		
d	Providing and fixing Copper Earth Wire 8 gauge in pvc conduit in Floor / walls From pipe earthing to Main Panel Board Complete.	45	R.M		



e	2 Run of 8 SWG GI Earth Wire for Main Power/ UPS DB connection through 20mm dia STEEL conduits (Outdoor)	15	Mtr		
9	POINT WIRING				
	Providing & fixing POINT WIRING for Ceiling and wall lights / fan. The item includes Circuit wiring from DB to the switch board with 2 x 2.5 Sq. mm. PVC insulated copper conductor with 1.5 sq. MM PVC insulated copper conductor for earthing in appropriate size of PVC conduits ISI mark , point wiring to be laid with 2 x 1.5 Sq. mm. PVC insulated copper conductor with all necessary accessories, such as saddles etc. on surface or embedded in wall, chasing the Walls and making the surface neat afterwards. The item includes switch 6 AMP MK/ CRABTREE with (Double module) all base plates & cover plates, M.S. box of same make etc. 3 - plate ceiling rose to be provided for Exhaust Fans complete. Each switch board should have at least 1 no. 5 Amp raw power socket.				
a	Providing and fixing point wiring with same Specifications as MAIN point wiring above : one point to be controlled by one Switch. (Only primary points will consider)	35.00	unit		
b	Providing and fixing power point for WALL FAN points with 1 x 5pin 6Amp socket outlet to be provided at the location of fan	9.00	unit		
c	Providing & fixing Raw Power Point Includes 2 nos. 5 pin 6 AMP socket and 1 no 6 Amp switch etc. incomplete with circuit.	20.00	unit		
d	Providing & fixing Computer Plug Points with 4 Nos 5 pin 6 Amp sockets, 1 Nos 16 amp switch & one indicator lamp, complete with all necessary accessories. The switch and indicator to be located above the counter while sockets to be fixed below the counter.	8.00	unit		
e	Providing and fixing BELL POINTS on wall / partition with 2x1.0 Sq.MM copper conductor with call bell switch (Push Type) including ANCHOR call bell TRESSA Multi Tune Bell Complete.	2.00	unit		
f	Providing and fixing Glow Sign Board point including supply Of timer, Separate 15 Amp. DP MCB with metal Enclosure complete.	2.00	unit		
10	ELECTRICAL FIXTURES				
	Item includes Providing, assembling, fixing, testing & commissioning Following Fixtures including all accessories, Lamps & extension cords as maybe necessary complete. All LED / Florescent fixtures (except down lighters) to be hung from the RCC ceiling by 20 KG grade adjustable GI chain & in NON False ceiling area they are to be hung by Appropriate Down Rods.				
a	Providing and Fixing Recessed mounted diffused optics high performance 2' X 2' LED luminaire of HAVELLS or Similar with necessary LED lamp. (VENUS NEO Product code : LHEWDRP7PL1W034 with 34w LED 6000K or similar)	19.00	unit		
b	LED Tube Lights- 1x18 Watt of Havells or similar with necessary complete ceiling mounting fittings Model No. PHOTONULTRAT81213SSTL18 WLED865SPC	7.00	unit		
c	Fan: Ceiling Mounted, Double Bearing, 1200mm of Crompton Make Model No. Smart Breeze or equivalent	1	unit		



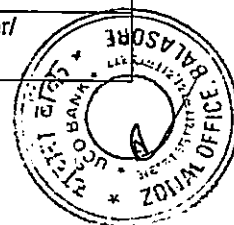
d	Fan: Toilet Exhaust, 150mm sweep of Crompton Make Model No. Venti Lair DX or equivalent.	2	unit		
e	Fan: Wall Mounted, with regulator, 400mm sweep of Crompton Make Model No. High Flo LG or equivalent.	9.0	unit		
f	LED Down Lights -18 Watt of Havells or similar with necessary complete fittings. Model No. INTEGRANEODLR18WLED857S	12.0	unit		
11	TELEPHONE CABLING				
a	S//I/T/Commissioning of 2 pair 0.51 sq. mm. telephone Unarmored cable in 32mm PVC pipe. (Make - Finolex / Delton / Polycab)	40.00	R.M		
b	S//I/T/Commissioning of Telephone point with 1 No. of RJ-11 socket, 1 Module Plate & Modular Box as per Instructions of the Architect/Consultant. Providing and fixing telephone set including testing and commissioning of the handsets as per specification and direction of the architect.	5.00	unit		
12	DATA CABLING				
a	providing and fixing IOU (information outlet unit) of AT & T make including square face plate MS housing box with RJ-45 socket etc. complete with Conceal Wiring	11.00	unit		
b	Providing and fixing data points with CAT-6 UTP cable from system room to individual points in 20mm PVC conduit fixed on wall, ceiling, partition etc. complete with Conceal Wiring	85.00	R.M		
c	Providing and fixing Mounting (PATCH) cords one per port. with Conceal Wiring including supply, fixing and installation of Router	16.00	unit		
d	1.0 m. long	11.00	unit		
		GRAND TOTAL			
(RUPESSONLY.)					



PROPOSED BAISINGA BRANCH & ATM FOR UCO BANK, UNDER BALASORE ZONAL OFFICE					
1.0	AIR CONDITIONING / HVAC				
a.	Providing and fixing Starter for AC consisting of : 15 Amp. Socket for plug, 12-18 Amp. Starter Of Havells or equivalent	4.00	unit		
b.	Supply, Installation, of 1.5 Ton 5 Star Inverter Split AC (Copper, IC318QATU, White) Split AC; 1.5 ton capacity, Energy Rating: 5 Star, Warranty: 1 year on product, 1 year on condenser, 10 years on compressor, Airflow direction control, Anti-freeze thermostat, Auto restart with memory function, Comfort sleep, Dry mode, Dust filter, eco mode, golden hydrophilic fins, with display, self-clean, self-diagnosis, sleep mode ,turbo cool, precision cooling technology (0.5 degree C). Testing &commissioning with refrigerant copper piping with PU insulation also Supply, Installation, and Testing& Commissioning of drainage piping with 20mm PVC/HDPE pipe including Wall mounting Bracket for installation of outdoor unit. As per the direction of the Architect/ Bank.	4.00	unit		
c.	Supply, Installation, of 1.0 Ton 5 Star Inverter Split AC (Copper, IC318QATU, White) Split AC; 1.5 ton capacity, Energy Rating: 5 Star, Warranty: 1 year on product, 1 year on condenser, 10 years on compressor, Airflow direction control, Anti-freeze thermostat, Auto restart with memory function, Comfort sleep, Dry mode, Dust filter, eco mode, golden hydrophilic fins, with display, self-clean, self-diagnosis, sleep mode ,turbo cool, precision cooling technology (0.5 degree C). Testing &commissioning with refrigerant copper piping with PU insulation also Supply, Installation, and Testing& Commissioning of drainage piping with 20mm PVC/HDPE pipe including Wall mounting Bracket for installation of outdoor unit. As per the direction of the Architect/ Bank.	1.00	unit		
D	Supply, Installation, of stabiliser with every Air Conditioner unit. Of VIG 400 Specially Designed for Inverter AC Upto 1.5 ton [170v-280v] Voltage Stabiliser. As per the direction of the Architect/ Bank.	5.0	unit		
GRAND TOTAL					
(RUPESS..... ONLY)					



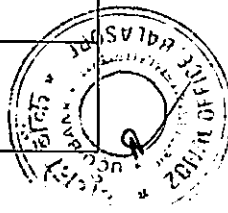
APPROVED MAKE OF MATERIALS		
1	False Ceiling / Channels	India Gypsum / Armstrong / Saint Goblin
2	Wood Frame Work / Wood Section : All Wood, Must be well seasoned, free from knots, other defects decay and defects due to handling and Transportation. Wherever necessary, Provide with anti – termite Treatment.	Malaysian Sal / Kapoor
3	Wood Skirting / Mouldings / Lipping / Bidding	White Beach / White Ceader / CP Teak
4	Wood Preservative	STP Pentaphene Pale / Termiseal by PCI / Bison by
5	Fire Retardant Paint	Industrial grads of Noble / Viper
6	BWR Ply (IS : 303) BWP (IS : 703)	Green Ply / Austin/ Green panel / Century
7	Flush Door / BWP Block board (IS : 1659)	Green Ply / Austin/ Green panel / Century
8	Laminate (1.0 mm thk.) (IS : 2046)	Green lam / Century mica / Aica
9	Door Closure (Heavy Duty)	Godrej / Archi / Sterling (DC 2000)
10	Floor Spring (Heavy Duty)	Godrej / Archi / Sterling (FS 3000)
11	Door Lock (Dead)	Godrej / Hafele /Hettich / Kich / Doorset / Yale
12	Door Handles	Godrej / Hafele /Hettich / Kich / Doorset
13	Drawer / Storage Handle	Godrej / Hafele /Hettich / Kich / Doorset
14	Drawer / Storage Lock (Multipurpose)	Ebco / Hafele /Hettich /Doorset
15	Night latch	Godrej / 4C Acme
16	Screws	GKW / Nettle fold
17	Hinges	CIEF
18	Sliding Telescopic Drawer Channel	Ebco / Kombo / Earl Behari / Efficient Gadgets
19	Cable Organizer	Ebco / Innofitt Systems (CM 63.C)
20	Adhesive	Fevicol SH / Fevimate TL
21	Soft Board	Jolly Board
22	Vertical Blinds	Mac / Annums / Window Fashion
23	Glass	Modi /AIS / Saint Gobain
24	Paints (Synthetic Enamel / Acrylic Emulsion)	Asain Paints / Berger / ICI
25	PVC Flooring	Krishna Vinyl / Armstrong / Birla
26	Texture Paint	Spectrum
27	Glass	Modi / AIS / Saint Goblin
28	European WC / Washbasin	Hindware /Parryware
29	Sanitary Fittings	Jaquar / Hindware/ Cera
30	G.I. Pipe	Tata (Medium)
31	Cement	Ultratech / Lafarge / ACC
32	Footmat	Birla 3M / Approved Equivalent
33	Vitrified Tiles	Johnson / Simpolo / Kajaria
34	Ceramic Tiles	Johnson / Simpolo / Kajaria
35	Chairs	Godrej/Methodex or Equivalent
36	All other items not covered above	As per sample approved by Employer/ Consultant



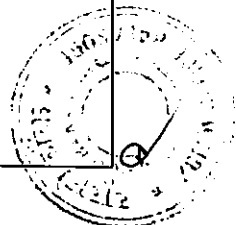
**PROPOSED BAISINGA BRANCH & ATM FOR UCO BANK,
UNDER BALASORE ZONAL OFFICE**

B O Q FOR INTERIOR FURNISHING WORKS


Sl No.	Description Of Item	Qty.	Unit	Rate (Rs.)	Amount (Rs.)
1	Providing & Fixing double skin full ht. glazed partition (up to the soffit level of false ceiling) solid up to 900 mm. & Glazed above 2100 mm. lev. with 6 mm. thk. non toughened clear float glass with approved quality and pattern frosted Film, as per design. Glass panel to be fixed with TW beading and duly polished matching with laminate color Above solid part with electrical wire management system. Partition to be made of 50 x 50 mm. seasoned hard wood framing spaced not more than 600 mm. c/c both ways, Double skin partition fixed to timber frame made of 6 mm. thk. approved ply (IS : 303) as per finished both side with Approved 1mm. thk. Laminate (IS: 2046) with 1.5 mm. groove design complete with polishing, 4" high laminated skirting etc. all complete as per design, direction and Approval of the Architect. The frames to be taken above false ceiling and fasten to true RC ceiling (measurement for Payment will be considered up to false ceiling level).	20.00	Sqft.		
2	Providing & Fixing double skin full ht. solid partition (up to the soffit level of false ceiling) with electrical wire management system, made of 50 x 50 mm. seasoned hard Wood framing (as specified) spaced not more than 600 mm. c/c both ways, double skin partition fixed to timber frame Made of 6 mm. thk. approved ply (IS : 303) as per finished both side with approved 1 mm. laminate (IS : 2046) with 1.5 mm. groove design complete with polishing, 4" high laminated skirting etc. all complete as per design, direction And approval of the Architect. The frames to be taken Above false ceiling and fasten to true RC ceiling. (measurement for payment will be considered up to false Ceiling level).	155.00	Sqft.		
3a	Providing & Fixing solid core flush door (IS: 2202) of 35 mm thk. approved colour laminate with 1.5 mm. groove design including necessary door frame . A wooden cover moulding of 40 x 12 mm. thk. White beech/teak wood with polish shall be provided. A vision panel door 18" x 9" made out of 8 mm thk. Clear glass with moulding with polish to be provided. The rate shall be inclusive of 4" s/s hinges, door stopper, screws, cylindrical lock, tower bolt, door closer of approved make. All edges of the door to be covered with necessary lipping with polish finish. The work should be completed as per specification, design and approval of architect. Note: Wooden door frame fixed to the wall shall have 100 x 65 mm. Sal wood (seasoned) section with natural polish.	2.0	No		
3b	Providing & Fixing solid core flush door (IS: 2202) of 35 mm thk. approved colour laminate with 1.5 mm. groove design including necessary door frame. A wooden cover moulding of 40 x 12 mm. thk. White beech/teak wood with polish shall be provided. The rate shall be inclusive of 4" s/s hinges, door stopper, screws, cylindrical lock, tower bolt, door closer of approved make. All edges of the door to be covered with necessary lipping with polish finish. The work should be completed as per specification, design and approval of architect. Note: Wooden door frame fixed to the wall shall have 100 x 65 mm. Sal wood (seasoned) section with natural polish Height 5'(approx.)	5.0	No		
4	Providing and fixing Storage Unit made out of 19 mm block Board BWR (IS : 1659) for top, sides & 6 mm. for back finished with 1.0mm laminate. The openable shutters to be made out of 19 mm block board finished outside with 1.0				



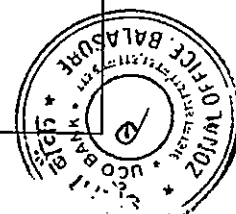
	mm laminate (IS : 2046). The cabinet will have shelves of clear ht. approx. 14". The shelves to be made of 19 mm. thk. block board. The necessary godrej multipurpose locks, 4" SS matt finished handles, auto closing hinges are to be provided. 4" laminated skirting to be provided. Inside of the unit to be synthetic enamel painted / polished in matching tone. All the exposed edges of the boards/ plywoods to be covered with white beach/ white cedar wooden lippings/ mouldings (6 x 20 mm.) duly natural polished all complete. For full ht storage, shutters to be divided into two partsverticallyincluding inside painting . The work to be completed as per approval andspecification of the architect.				
a	Low Height Storage (upto 900 mm. high)	60.00	Sq.ft.		
b	Full Height Storage (upto 2400 mm. high)	30.00	Sq.ft.		
5	Providing and fixing Gypsum false ceiling which includes G.I perimeter channels of size 0.55mm thk.(having one flange of 20mm and another flange of 30mm and a web of 27mm) along with perimeter of ceiling, screw fixed to brick wall/partition with the help of nylon sleeves and screws, at 610mm centres. Then suspending G.I intermediate channels of size 45mm (0.9mmthk. with two flanges of 15mm each) from the soffit at 1220mm centres with flanges of 26mm each with lips of 10.5 mm are then fixed to the intermediate channel with the help of connecting clip and in direction perpendicular to the intermediated channel at 457mm centres.12.5mm tapered edge Gypboard (confirming to IS: 2095 - 1982) is then screw fixed to ceiling section with 25mm drywall screws at 230mm centers. Screw fixing is to be done mechanically either with screw driver or drilling machine with suitable attachmentwith flat door. The boards are to be jointed and and finished so as to have a flush look which includes filling and finishing the tapered and square edges of the boards with jointing compound. Noextra payment will be made for the cutting of light points ,stainglass,cove lighting etc. The measurement will be taken in one level, rate should include the drops also, no extra amount will be paid for the drops. The joints to be properly mended with paper tapes and gypsum compound,two coats of Distemper including two coats of Drywall Top Coat all complete as directed. The rate should include the full completion of the ceiling. At the time of handing over the site all necessary repairing work to be considered if required. The work to be completed as per specification,drawing and approval of the Architect.No Drop or design (if any) will be considered as extra measurement it will be considered flat ceiling.	850.00	sq. ft.		
6	Supplying, fitting and fixing of 100 mm. wide decorative POP corner moulding beading at the junction of ceiling and wall, to be completed as per direction of Architect.	140.00	Rft..		
7	Cash Work Station In complete:-				
a	Supplying fitting & fixing in position 19mm thk. Blockboard Structure, 2 nos. Cash Work Station of size W-1200 x D-800 x H-750 mm inclusive of a 1050 mm height front partition, 400 mm wide customer writing top, table top, finished with 1mm mica laminate. Inside of table top Finished with polishing. The design in the front apron as per bank's design guidelines. The workstations shall be Supported from the partition system at both side. The workstation to be comprised with a Drawer unit of approx. overall size of 400 x 600 x 725 mm. (h) made with 12 mm. thk. block board with telescopic drawer slides. The drawer unit shall comprise of 3 drawers with inner faces polished With approved shade. The drawer unit shall be finished with	8.00	Rft.		



	1 mm. laminate. The quoted price should include cost of teak wood moulding to edges, wood lipping, multi locks of Godrej make & other necessary hardware accessories including SS handles, pvc wire manager, keyboard tray, mobile CPU trolley etc. of approved quality all complete as per design & direction.				
b	Providing & fixing 1650 mm. high Cash Work Station Partition (sides & back of cash cabin) solid upto 1050 mm. (with electrical wire management system) & glazed upto 1650 mm. lev. with 6 mm. thk. non toughened clear float glass as per design. Glass panel to be fixed with 35 x 10 mm. teak wood beading and duly polished matching with laminate color above solid part. Partition to be made of 50 x 50 mm. seasoned hard wood framing spaced not more than 600 mm. c/c bothways, double skin partition fixed to timber frame made of 6 mm. thk. approved ply as per IS:303, finished both side with approved laminate with 1.5 mm. groove design complete with polishing, 4" high laminated skirting etc. & at back 35 mm. thk. solid core flush door shutter 1650 mm. high (1 no. for each cabin) with laminate finish to be incorporated with necessary hinge, mortice lock, handle, all complete as per design, direction and approval of the Architect.	80.00	Sq. ft.		
c	Providing and fixing 12 mm thk x 525 mm. high clear nontoughened glass finished with machine polished of all free edges above working top providing 75 mm. gap for operation, the glass to be fixed to side partition using 40 x 12 mm. continuous polished wooden bead at both side of the glass upto top level of the cash partition, all complete as per design and drawing by our Architects.	24.00	sq.ft.		
8	Providing & erecting in position free standing table made of 19 mm. thk. BWP grade block board for sides, top & panel, finished with 1 mm. thk. laminate of approved shade & make in outer faces. Inside of the table to be finished with synthetic enamel paint / polish as per matching tone. Drawer cum cabinet unit of approx. overall size of 400 x 600 x 725 mm. (h) of 19 mm. thk. Block board. The drawer unit shall comprise of 1 tea tray, 1 drawer, 1 cabinet with inner faces polished with approved shade with telescopic drawer slides. the drawer unit shall be finished with 1 mm. laminate including inner faces of cabinet shutter. The quoted price should include cost of teak wood moulding to edges, wood lipping, multi locks of Godrej make & other necessary hardware accessories including SS handles, pvc wire manager, mobile CPU trolley&& inside painting etc. of approved quality. All table should have a side credenza which shall be 900 mm. long., 400 mm. wide & 750 mm. high with intermediate 1 no. shelf of 19 mm. BB. The side credenza have sliding Shutters of 12 mm. thk. ply with 1 mm. thk. laminate finish on visible side. Inside of the unit to be synthetic enamel painted / polished in matching tone. All the ply edges should be lipped & finished with prescribed shade of polish. The rate also include the cost of hardwares like hinges, tower bolts, handles, magnets, wire manager etc.				
A	size : 1800 mm. x 900 mm. x 750 mm.(h)	1.00	no.		
B	size : 1500 mm. x 750 mm. x 750 mm.(h))	2.00	nos.		
C	size : 900 mm. x 750 mm. x 750 mm.(h))	1.00	nos.		
9	Providing & Fixing fully glazed 12 mm. clear Toughened Glass Door (in one shutter) with floor mounted pivoted door spring hinges to shutters fitted with patch fittings &	160.00	Sq. ft.		



	floors with plate & screws including cutting holes & mending good with cement mortar, with sticker design bank's name, logo, bands etc. (polished edge as directed) fitted with 30 mm. dia. 100 mm. X 500 mm. long stainless pair of 'C' handles (both inside & outside) with all accessories, floor spring complete as per design & direction.				
10	Providing and fixing soft board/ notice board fabricated out of 12mm BWR ply (I.S. : 303) covered with 12mm soft board padding and upholstery propylene fabric @80/ mtr. Edges of the soft board should have white beach / white ceadermoulding with natural polished. NB : where pin up board is in a panelled area, the top of the pin up board should be flushed with the panel, kepping the same level. The work should be completed as per design specification & approval of the architect.	1.0	unit		
11	Providing & fixing writing ledge as per design made out of 19mm BWP block board with necessary groove patterns 1.0mm laminate. A divider made of 19mm block board to be provided. White beach / white cedar lipping with natural polish to be used in all exposed areas, inside of writing ledge to be enamel painted. The work to be completed as per design and approval of the architect.	1.00	unit		
12	Providing and fixing Drop / Suggestion Box (400 x 600 x 150 mm.) made out of 19mm Marine ply (I.S. : 710) and finished with 1 mm. laminate and enamel painted inside. A 6" long slit is to be made in the front for inserting letters etc. The shutter with necessary locking arrangement should have a vision glass panel at bottom. The work should be completed in all respects as per design specification & approval of the architect.	1.00	unit		
13	Supplying Executive Chair for Officer, Clerk, and Visitor etc.similar to model no. listed below, with bank's approved Colorupholstry.				
a	For BM : Motion High Back Chair with Fixed Armrests Of Grodrej make. Or Equivalent	1.00	unit		
b	For Officer: Motion Mid. Back Chair with Fixed ArmrestsOfGrodrej make. Or Equivalent	4.00	unit		
c	For Clerk: Diva Mid. Back Chair with T - type Fixed ArmrestsOfGrodrejmake. Or Equivalent	1.00	unit		
d	For Visitor: Diva Mid. Back Chair without Fixed ArmrestsOfGrodrej make. Or Equivalent	12.00	unit		
14	Applying 3 coats of Wall putty punning over plastered surface	550.00	sq. ft.		
15	Removing loose scales, blisters etc. from old painted plastered surface and thoroughly smoothening the surface to make the same suitable for receiving fresh coat of paint.	2000.00	sq. ft.		
16	Priming two coat on plastered surface with acrylic oil bound primer of approved quality including touch up putty for smoothening surfaces by sand papering etc.	2000.00	sq. ft.		
17	Applying Acrylic Emulsion Paint of approved make and brand on walls and ceiling including sand papering in intermediate coats : (Two coats)	2000.00	sq. ft.		
18	Providing and applying 2 coats of enamel paint over 1 coat of primer of approved shade on steel/wooden surface at any level including scaffolding as per direction of the Architect. The job is inclusive of scraping, leveling and preparing the surface, applying primer, etc.	30.00	sq. ft.		



19.	FIRST AID BOX Providing & fixing in position first aid box made out of 19mm thk. BWR block board finished with 1.0mm thk. Laminate. Inside to be enamel painted all exposed edges to be covered with white beach/white cedar lipping with natural polish. Necessary hardware like multipurpose lock, brass hinges and handle to be provided. The work to be completed as per the direction approval of the architect.	1.00	unit		
20	Supply and fixing of glass finished bank logo in complete as per direction of the bank at BM room i as per drawing and design. all complete as per design and specification by our Architects	5.0	No.		
21	WASTE BIN: - Supply perforated stainless Steel waste bin all complete as per design and specification by our Architects.	5.0	No.		
22	FOOT REST :- Providing 12mm thk solid ply fixing with ply frame (100mm x 50mm) finish with 1mm laminate in all exposed surface and inside will be synthetic enamel paint etc. all complete as per design and specification by our Architects	5.0	No		
23	Providing and supply of 2 Nos Almirah of godrej make as per the direction of the bank all complete as per design and specification by our Architects	1.0	No		
GRAND TOTAL					
(RUPESS ONLY)					



**PROPOSED BAISINGA BRANCH & ATM FOR UCO BANK,
UNDER BALASORE ZONAL OFFICE**

SUMMARY FOR INTERIOR FURNISHING & ELECTRICAL, HVAC WORKS

SUMMARY OF ESTIMATED AMOUNT

1	FURNISHING WORKS	=Rs.	
2	ELECTRICAL WORKS	=Rs.	
3	AIR CONDITIONING WORKS	=Rs.	
	TOTAL	=Rs.	
	GST @ 18%	=Rs.	
	GRAND TOTAL	=Rs	

